



### ENGLISH GUIDE N° 29 – UNIT 3: THE ARTS

Name: \_\_\_\_\_ Grade: 9<sup>th</sup> A – B - C

Date: \_\_\_\_\_

#### Expected Learning

**OA14.** Escribir una variedad de textos, como cuentos, correos electrónicos, folletos, rimas, descripciones, biografías, instrucciones, artículos, cartas, resúmenes y diario personal (journal), utilizando los pasos del proceso de escritura (organizar ideas, redactar, revisar, editar, publicar), ocasionalmente con apoyo de acuerdo a un criterio de evaluación, recurriendo a herramientas como el procesador de textos y diccionario en línea.

#### Instructions:

1. Read carefully and complete each section according to what it is required.
2. When you finish the guide, at the end of it, you have to answer a **SELF-EVALUATION** which will help you to see your performance during the development of this guide.
3. If you want to see if your answers are correct, you can check them in the **ANSWER KEY** which will be uploaded in the next guide.
4. Remember that this guide helps you to continue with the development of your knowledge and you can continue practicing your English skills at home.
5. If you can't print this guide, you can write the answers on your copybook.
6. This guide is supposed to be done in **45 minutes**.
7. Remember to keep your guides in a folder if you have them printed.

Hello again!

This week you will work with the second and last part of the assignment!

Now, you have to pay attention to the explanation of the second part!

## PROJECT N°2 – LEAFLET: THE ARTS

### 2<sup>ND</sup> WEEK EXPLANATION

- You already show the first part of the assignment, now you have to show the second part and final which is the following:

You must upload this into classroom!



#### Part N°2



4. Choose 1 international artist related to the art chosen.
5. Describe 1 of his/her/their work.
6. Your opinion about the type of art chosen.



¡Recuerda agregar esta parte en el documento ya mostrado la clase anterior!

- Remember to follow the dates given by your teacher for the revision of your progress.

Project N°2 – Schedule (Cronograma de Trabajo)	
Week 1 (November 13 <sup>th</sup> )	Explanation of the work and rubric. <b>Part N°1</b> <ol style="list-style-type: none"> <li>1. Definition of the type of art chosen.</li> <li>2. Choose 1 national artist related to the art chosen.</li> <li>3. Describe 1 of his/her/their work.</li> </ol> <p><b>Delivery deadline:</b> Thursday, November 19<sup>th</sup>, 17.00 (via classroom in the "Project N°2 – Leaflet: The Arts section – "Leaflet – 1st Revision")</p>
Week 2 (November 20 <sup>th</sup> )	<b>Part N°2</b> <ol style="list-style-type: none"> <li>4. Choose 1 international artist related to the art chosen.</li> <li>5. Describe 1 of his/her/their work.</li> <li>6. Your opinion about the type of art chosen.</li> </ol>

	<p><b>Delivery deadline:</b> Thursday, November 26<sup>th</sup>, 17.00 (via classroom in the "Project N°2 – Leaflet: The Arts section – "Leaflet – 2<sup>nd</sup> Revision")</p> 
Week N°3 (November 27 <sup>th</sup> )	<p style="text-align: center;"><b>THATQUIZ EVALUATION</b></p> <p><b>Delivery deadline of the leaflet (via classroom): Thursday, December 3<sup>rd</sup>, 18.00</b></p> 

- Remember if you have any doubts related to the assignment, please contact with your teacher:
  - Miss Paola Escobar: [paola.escobar@colegiosancarlosquilicura.cl](mailto:paola.escobar@colegiosancarlosquilicura.cl)
  - Miss Camila Fuentes: [camila.fuentes@colegiosancarlosquilicura.cl](mailto:camila.fuentes@colegiosancarlosquilicura.cl)

## HOW CAN I UPLOAD MY PROGRESS INTO CLASSROOM?



### ✓ Step N°1


Remember to go to our classroom, in the "Trabajo en Clases" section, you have to go to "Project N°2 – Leaflet: The Arts". There, you have to click on "Leaflet: 2<sup>nd</sup> Revision".

## Project N°2 - Leaflet: The Arts



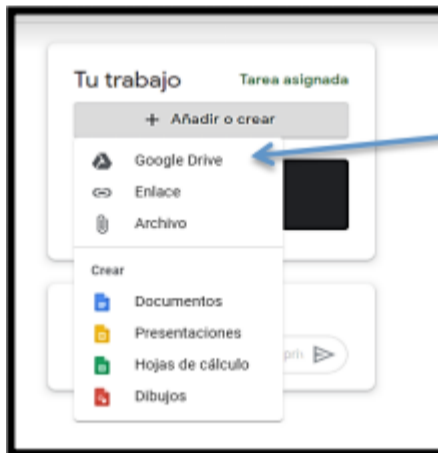
Leaflet: 2nd Revision

Programado para 20 nov. 10:...




### Step N°2

Then, you have to "AÑADIR" your work, select where your document is (Google Drive or Archivo). Finally, you must click "ENTREGAR" and you're ready!



Remember our online classes!



✓ I°A:

Date: Viernes 20 de noviembre, 2020

Hour: 10 a.m

✓ I°B:

Date: Viernes 20 de noviembre, 2020

Hour: 11 a.m

✓ I°C:

Date: Viernes 20 de noviembre, 2020

Hour: 11 a.m