



ENGLISH GUIDE N° 30 – UNIT 3: THE IMPORTANCE OF THE EVOLUTION OF LANGUAGES

Name: _____ Grade: 11th A – B - C

Date: _____

Expected Learning

OA3

Utilizar su conocimiento del inglés en la comprensión y producción de textos orales y escritos breves y claros, con el fin de construir una postura personal crítica en contextos relacionados con sus intereses e inquietudes.

Instructions

1. Read carefully and complete each section according to what it is required.
2. When you finish the guide, at the end of it, you have to answer a **SELF-EVALUATION** which will help you to see your performance during the development of this guide.
3. If you want to see if your answers are correct, you can check them in the **ANSWER KEY** which will be uploaded in the next guide.
4. Remember that this guide helps you to continue with the development of your knowledge and you can continue practicing your English skills at home.
5. If you can't print this guide, you can write the answers on your copybook.
6. This guide is supposed to be done **in 45 minutes**.
7. If you can print these guides, remember to keep them in a folder.



This week, **IN CLASSES** we will start doing our **second and last project!**

This project, as you know is related to the unit of **the importance of the evolution of the Languages**, so you have to think about a type of art first! 😊

Now, please pay attention to the class and the explanation of your assignment.

PROJECT N°2 – INFOGRAPHIC: THE INFLUENCE OF THE ENGLISH LANGUAGE IN THE CHILEAN SOCIETY

EXPLANATION

2ND PART

- This assignment is intended to investigate about **the influence of the English language in our Chilean society**.
- In this second part of the assignment, you have to explain these comparisons and using your previous investigation, you have to create **10 sentences** using the grammar content of **“USED TO”**. **You can use in Affirmative, Negative or Interrogative form (If you don't remember the content, please, check Guide N°26)**



You have to create an **ONLINE DOCUMENT (with the name of the participants)** showing your progress and share it with your teacher (via classroom). **Don't forget to follow the dates, your progress will be checked according to what the teacher asked for in the class and it is considered as “CUMPLIMIENTO DE TAREAS”.**

- **Creativity is evaluated.**
- **Remember to follow the dates given by your teacher for the revision of your progress.**

Project N°2 – Schedule (Cronograma de Trabajo)	
Week 1 (November 18 th)	<p>Explanation of the work and rubric. Part N°1 (Cumplimiento de tareas N°3)</p> <ul style="list-style-type: none"> - Send the area that you have decided and the information related to the topic chosen. <p>Delivery deadline: Tuesday, November 24th, 17.00 (via classroom – “Project N°2 - Infographic: The influence of the English language in the Chilean society” – “First revision: Chosen area and information”)</p>
Week 2 (November 25 th)	<p>Part N°2 (Cumplimiento de tareas N°4)</p> <ul style="list-style-type: none"> - Send the 10 USED TO sentences related to the topic chosen. <p>Delivery deadline: Tuesday, December 1st, 17.00 (via classroom – “Project N°2 - Infographic: The influence of the English language in the Chilean society” – “Second revision: 10 USED TO sentences”)</p>
Week N°3 (December 2 nd)	<p>Delivery deadline of the infographic (via classroom): Friday, December 4th, 18.00</p>

- Remember if you have any doubts related to the assignment, please contact with your teacher:
 - Miss Camila Fuentes: camila.fuentes@colegiosancarlosquilicura.cl

HOW CAN I UPLOAD MY PROGRESS INTO CLASSROOM?



✓ Step N°1

Remember to go to our classroom, in the “**Trabajo en Clases**” section, you have to go to “**Project N°2 – Infographic: The influence of the English Language in the Chilean society**”. There, you have

Project N°2 – Infographic: The influence of the... ⋮

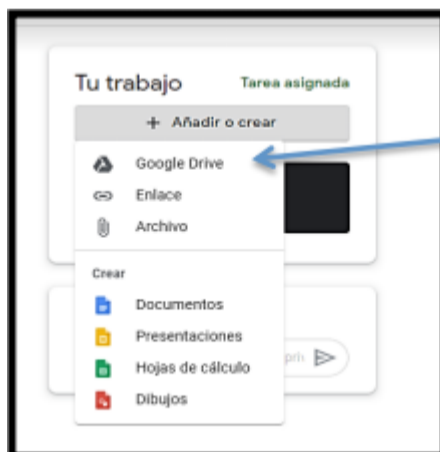



Second revision: 10 USED TO sentences.

Programado para 25 nov. 10:...




to click on “**second revision: 10 used to sentences**”.



✓ Step N°2

Then, you have to “**AÑADIR**” your work, select where your document is (Google Drive or Archivo). Finally, you must click “**ENTREGAR**” and you’re ready!

Remember our
online classes!



✓ III°A:
Date: Miércoles 25 de noviembre, 2020
Hour: 11 a.m

✓ III°B:
Date: Miércoles 25 de noviembre, 2020
Hour: 12 a.m

✓ III°C:
Date: Miércoles 25 de noviembre, 2020
Hour: 10 a.m