



**Unit 3: "Outstanding people"**  
**Worksheet n°27**

**Student's name:**

**Grade:** 10th A B C

**Date:** October 26 – October 30

**OA 8:** Demostrar conocimiento y uso del lenguaje en conversaciones, discusiones y exposiciones para describir acciones que ocurrieron en el pasado.

**OA 14:** Escribir una variedad de textos breves, utilizando los pasos del proceso de escritura, con ayuda del docente.

- **HELLO AGAIN! I HOPE YOU'RE FINE AS WELL AS YOUR FAMILY. ☺**
- **IF YOU WANT TO REVIEW THE PREVIOUS ONLINE CLASSES, YOU CAN CHECK THEM ON YOUR**

**CLASSROOM.**



- ✓ Today, you will exercise "**The Past Perfect Tense**". But before that, let's remember the main use of this tense!

❖ **For actions in the past that happen before another action or time.**



For example:

- 7:00 — I ate dinner.
- 9:00 — She invited me to a restaurant.
- She **invited** me to a restaurant, but I **had eaten** dinner.







→ **Ella me invitó a un restaurante (09:00), pero yo ya *había cenado*. (07:00).**

- ❖ Now, take a look at these **TIME EXPRESSIONS** that are sometimes included in the Past Perfect!

TIME EXPRESSION	MEANING IN SPANISH
<p><b>"ALREADY"</b> = before or by now or the time in question.</p> <p><b>For example:</b> "He introduced me to his father, and I realised I had <b>already</b> met him".</p> 	<p>Antes, o en el momento en que se habla.</p> <p>"Él me presentó a su padre, pero me di cuenta que <b>ya</b> lo había conocido".</p> 



<p>“<b>YET</b>” = up until the present or a specified or implied time; by now or then.</p> <p><b>For example:</b> “My teacher asked me for my project, but I had not finished it <b>yet</b>”.</p> 	<p>Hasta ahora, el momento en que se habla.</p> <p>“Mi profesora me preguntó por mi proyecto, pero no lo había terminado <b>todavía</b>”.</p> 
<p>“<b>JUST</b>” = very recently; in the immediate past.</p> <p><b>For example:</b> “Leo had <b>just</b> seen the local paper”.</p> 	<p>Muy recientemente; en el pasado inmediato.</p> <p>“Leo <b>recién</b> había visto el periódico”.</p> 

**LET'S PRACTICE! 😊**

I. Use the information in ( ) to write sentences in **Past Perfect**.

- 1) We \_\_\_\_\_ (**already/eat**) when John came home.
- 2) John \_\_\_\_\_ (**just/pass**) the driving test.
- 3) When I got to the airport I discovered I \_\_\_\_\_ (**forget**) my passport.
- 4) I opened my handbag to find that I \_\_\_\_\_ (**forget**) my credit card.
- 5) When we arrived at the station, the train \_\_\_\_\_ (**already/leave**).
- 6) We got home to find that someone \_\_\_\_\_ (**break**) into the house.
- 7) I opened the fridge to find that someone \_\_\_\_\_ (**eat**) my chocolate.
- 8) I \_\_\_\_\_ (**know**) my husband for three years when we got married.
- 9) Carol was very pleased to see that Frank \_\_\_\_\_ (**clean**) the kitchen.
- 10) When Zack arrived at the party, Laura \_\_\_\_\_ (**just/leave**).



- 11) After arriving home, I realised I \_\_\_\_\_ **(not/buy)** any milk.
- 12) \_\_\_\_\_ they \_\_\_\_\_ \_\_\_\_\_ out of the building when the fire started? **(already/go)**
- 13) William felt ill last night because he \_\_\_\_\_ **(eat)** too many cakes.
- 14) When Marta got home from her holidays, the flat was a mess. Mike \_\_\_\_\_ **(have)** a great party.
- 15) When the teacher asked Jim for the Maths project, he \_\_\_\_\_ **(not/finish)** it yet.



**SHORT ASSIGNMENT TO UPLOAD IN CLASSROOM...**

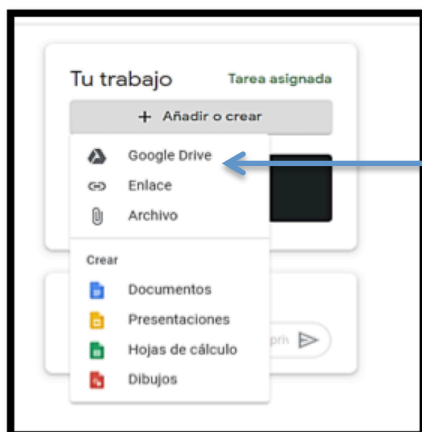
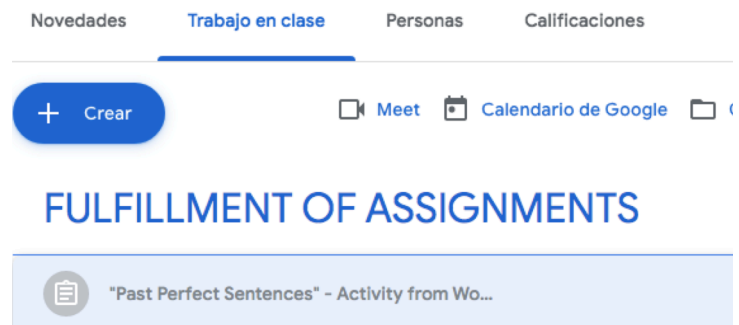
II. Write three (3) sentences in **Past Perfect** using the time expressions: **JUST, ALREADY, YET**. They can be in affirmative, negative or interrogative form.

**\*\*Esta tarea será asignada en Classroom, con el nombre "Past Perfect Sentences" - Activity from Worksheet N°27 y se chequeará como parte de la actividad calificada "Cumplimiento de tareas". Debes desarrollarla en un documento Word o una fotografía CLARA, con tu identificación (nombre completo y curso), dentro del plazo establecido por tu profesora: desde el jueves 29 de octubre hasta el miércoles 04 de noviembre\*\*.**

**REMEMBER THE STEPS TO UPLOAD YOUR ASSIGNMENTS INTO CLASSROOM!**

**STEP N°1**

Debes ingresar a Classroom, a la sección **"Trabajo en clase"** e ir a la tarea **"Past Perfect Sentences" - Activity from Worksheet N°27**.




**STEP 2 (PASO N°2)**

Luego, debes adjuntar tu tarea en donde dice **añadir o crear**, y agregar tu archivo desde tu **DRIVE**. Finalmente, debes entregar tu tarea, y **¡LISTO!**





**¡RECUERDA INGRESAR A TU CLASE ONLINE POR MEET,  
DESDE TU CALENDARIO!**



**IIºA: JUEVES 29 DE OCTUBRE, 10.00 HRS.**

**IIºB: JUEVES 29 DE OCTUBRE, 15.00 HRS.**

**IIºC: JUEVES 29 DE OCTUBRE, 15.30 HRS.**

**\*\*If you have any troubles to attend the online classes, please write an e-mail to your teacher to let her know\*\*.**

IIºA – C : Miss Camila Fuentes [camila.fuentes@colegiosancarlosquilicura.cl](mailto:camila.fuentes@colegiosancarlosquilicura.cl)

IIº B : Miss Paola Escobar [paola.escobar@colegiosancarlosquilicura.cl](mailto:paola.escobar@colegiosancarlosquilicura.cl)

**SELF-EVALUATION – Put a ✓ according to the criteria given and think about what you did with this guide. (Dibuja un ✓ según el criterio dado y reflexiona sobre tu desempeño en esta guía).**

<b>CRITERIA</b>	☺	☹
1. <i>I learned new words.</i> (Aprendí nuevas palabras).		
2. <i>I was responsible during this class.</i> (Fui responsable en el desarrollo de esta clase).		
3. <i>I improved my language skills.</i> (Mejoré mis habilidades en el idioma).		
4. <i>I understood the content.</i> (Entendí el contenido).		
5. <i>I can explain this content to other people.</i> (Puedo explicar esto a otras personas).		