



English Guide N° 22 – Unit 2: Keep on Learning

Name: _____ Grade: 9th A – B - C

Date: _____

Expected Learning

OA14 Escribir una variedad de textos, como cuentos, correos electrónicos, folletos, rimas, descripciones, biografías, instrucciones, artículos, cartas, resúmenes y diario personal (journal), utilizando los pasos del proceso de escritura (organizar ideas, redactar, revisar, editar, publicar), ocasionalmente con apoyo de acuerdo a un criterio de evaluación, recurriendo a herramientas como el procesador de textos y diccionario en línea.

Instructions:

1. Read carefully and complete each section according to what it is required.
2. When you finish the guide, at the end of it, you have to answer a **SELF-EVALUATION** which will help you to see your performance during the development of this guide.
3. If you want to see if your answers are correct, you can check them in the **ANSWER KEY** which will be uploaded in the next guide.
4. Remember that this guide helps you to continue with the development of your knowledge and you can continue practicing your English skills at home.
5. If you can't print this guide, you can write the answers on your copybook.
6. This guide is supposed to be done in **45 minutes**.
7. Remember to keep your guides in a folder if you have them printed.

Project N° 1 – Celebrity Poster

remember the important dates!



Date	EXPLANATION
August 28 th	Part N°1 – Explanation & Rubric
September 4 th	Formative Assessment Activity (Google Forms)
September 11 th	Creation of the sentences in class.
September 25th	Creation of the poster → This week! Ending of the assessment (Delivery until October 2nd through CLASSROOM)



ATTENTION TO THIS WEEK!

- I hope that you could enjoy your week of holydays! Now, put all your effort in what we have to do! 😊
- This week, **in class**, you have to **create your poster**.
- You can use **WORD**, **PPT** online or go to the webpage of **CANVA** (<http://www.canva.com>) to create your final poster. Remember that the **originality is evaluated**.
- Remember to follow the instructions from the rubric:
 - o 10 Present Perfect sentences
 - o 3 images
 - o Eligible Font (between 10 to 12)

Take a look at these tips to get your poster ready!



1. **Use color to create energy.** (Usa colores para crear energía).
2. **Choose proper fonts.** (Elige fuentes de letra apropiadas).
3. **Remove unnecessary elements.** (Elimina lo innecesario; no abuses con imágenes o GIFs).
4. **Use shapes to create visual interest.** (Utiliza formas para crear interés visual).
5. **Be clever with your composition.** (Ordena tu escrito de forma inteligente).



Step N°1

Debes ingresar a la "tarea asignada" por tu profesora en la sección de **"Trabajo en clase – Project N°1: "Celebrity poster"**.

When you're ready,
it's time to upload
your poster into
classroom!



Project N°1 - Celebrity Poster



Proyecto N°1 - Celebrity Poster - PPT Ex... 2

Publicado: 28 ago.

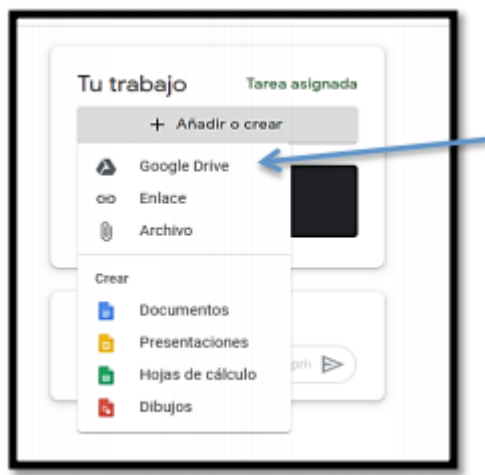


Celebrity Poster - Rubric

Editado: 28 ago.

Step N°2

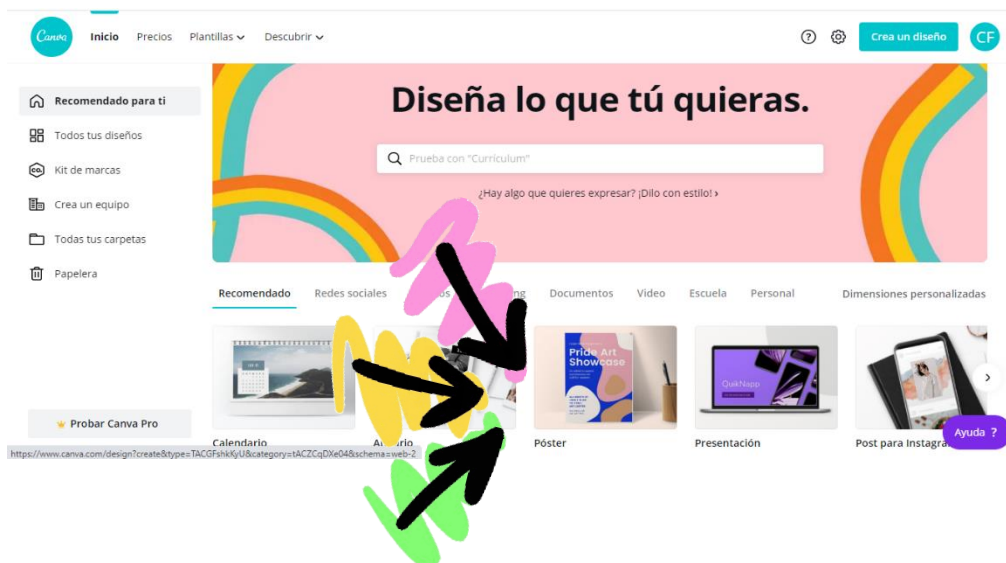
Luego, debes adjuntar tu trabajo en donde dice añadir o crear, y agregar tu trabajo desde tu DRIVE o un ARCHIVO desde tu computador. Finalmente, debes entregar tu tarea y listo!



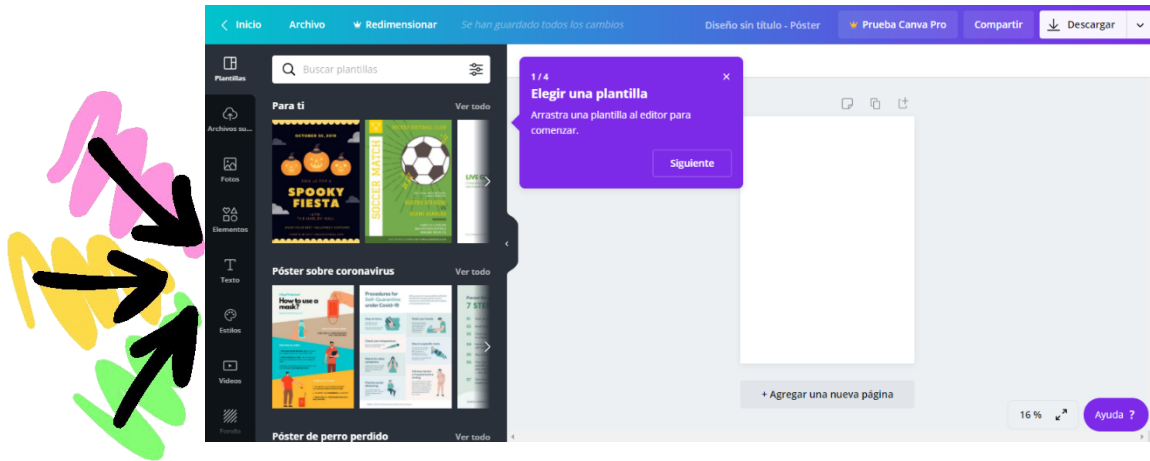
Remember that you have until OCTOBER 2nd to upload your final poster through CLASSROOM.

HOW TO USE CANVA? (IF YOU WANT TO USE THIS WEBSITE, FOLLOW THESE STEPS)

- Go to the website <http://www.canva.com> and choose the option of **POSTER**.



- Then a new tab will be opened and you are ready to create your poster! There are tons of templates and fonts to choose!



important!
 pay attention to some templates because not all of them are free.

SELF-EVALUATION

CRITERIA	😊	😞
I understood what I have to do.		
I wrote to the teacher if I didn't understand something.		
I created my poster.		
I share the online document to the teacher.		
I wrote the 10 sentences required.		
I wrote a comment on classroom to my teacher.		

Google Meet Class
 1ºA
 Date: Viernes 25 de Septiembre, 2020
 Hour: 10 a.m

RECUERDA REVISAR TU CALENDARIO

GOOGLE

Google Meet Class
 1ºB
 Date: Viernes 25 de Septiembre, 2020
 Hour: 11 a.m

RECUERDA REVISAR TU CALENDARIO

GOOGLE



Google Meet Class
 1ºC
 Date: Viernes 25 de Septiembre, 2020
 Hour: 11 a.m

RECUERDA REVISAR TU CALENDARIO

GOOGLE