



English Guide N° 21 – Unit 2: Keep on Learning

Name: _____ Grade: 9th A – B - C

Date: _____

Expected Learning

OA14 Escribir una variedad de textos, como cuentos, correos electrónicos, folletos, rimas, descripciones, biografías, instrucciones, artículos, cartas, resúmenes y diario personal (journal), utilizando los pasos del proceso de escritura (organizar ideas, redactar, revisar, editar, publicar), ocasionalmente con apoyo de acuerdo a un criterio de evaluación, recurriendo a herramientas como el procesador de textos y diccionario en línea.

Instructions:

1. Read carefully and complete each section according to what it is required.
2. When you finish the guide, at the end of it, you have to answer a **SELF-EVALUATION** which will help you to see your performance during the development of this guide.
3. If you want to see if your answers are correct, you can check them in the **ANSWER KEY** which will be uploaded in the next guide.
4. Remember that this guide helps you to continue with the development of your knowledge and you can continue practicing your English skills at home.
5. If you can't print this guide, you can write the answers on your copybook.
6. This guide is supposed to be done in **45 minutes**.
7. Remember to keep your guides in a folder if you have them printed.

Project N° 1 – Celebrity Poster

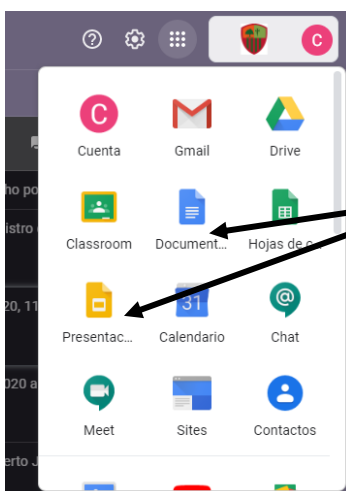
remember the important dates!



Date	EXPLANATION
August 28 th	Part N°1 – Explanation & Rubric
September 4 th	Formative Assessment Activity (Google Forms)
September 11 th	Creation of the sentences in class. This week!
September 25 th	Ending of the assessment (Delivery until October 2 nd)

ATTENTION TO THIS WEEK!

- The first part of your project is that you have to decide and investigate about his/her life to create 10 different sentences into **PRESENT PERFECT TENSE**.
- When you have decided your celebrity, you have to create an **ONLINE DOCUMENT** (WORD or POWER POINT PRESENTATION) using your **institutional e-mail** and **SHARE IT** with your teacher.
 - Miss Paola Escobar (9th C): paola.escobar@colegiosancarlosquilicura.cl
 - Miss Camila Fuentes (9th A – 9th B): camila.fuentes@colegiosancarlosquilicura.cl



When you open the document, this will be saved on your DRIVE.

- Then, when you created an **ONLINE DOCUMENT**, it's the time to create **10 sentences** talking about his/her life using these themes, for example:
 - Quantity of movies, songs, etc. (How many movies/songs has he/she written?)
 - Place of living (Where has he/she been living?)
 - Status (married, single, divorced, etc)

- Latest update (What has he/she been doing these days?)
 - And many more examples!
- When you have finished this part, you have to **write a COMMENT** on our **CLASSROOM BOARD** called "**Project N° 1 – Celebrity poster**" notifying that you're ready and your teacher will check your progress.





WORK IN CLASS

REMEMBER THAT YOUR PROGRESS WILL BE EVALUATED SO YOU MUST WORK IN CLASSES. DON'T FORGET THAT!




SELF-EVALUATION

CRITERIA		
I understood what I have to do.		
I wrote to the teacher if I didn't understand something.		
I created an online document.		
I share the online document to the teacher.		
I wrote the 10 sentences required.		
I wrote a comment on classroom to my teacher.		

Google Meet Class
 1ºA
 Date: Viernes 11 de Septiembre, 2020
 Hour: 10 a.m

RECUERDA REVISAR TU CALENDARIO


GOOGLE




Google Meet Class
 1ºB
 Date: Viernes 11 de Septiembre, 2020
 Hour: 11 a.m

RECUERDA REVISAR TU CALENDARIO

GOOGLE



Google Meet Class
 1ºC
 Date: Viernes 11 de Septiembre, 2020
 Hour: 11 a.m

RECUERDA REVISAR TU CALENDARIO

GOOGLE

