



English Guide N° 21 – Unit 2: Discovery and Recent Creations

Name: _____ Grade: 12th A – B - C

Date: _____

Expected Learning

OF 3 Resolver situaciones comunicativas escritas relacionadas con los ámbitos educacional y laboral; usar el idioma extranjero para establecer contacto, personal o a través de multimedia, con personas de otros países en forma simple y directa.


Instructions:

1. Read carefully and complete each section according to what it is required.
2. When you finish the guide, at the end of it, you have to answer a **SELF-EVALUATION** which will help you to see your performance during the development of this guide.
3. If you want to see if your answers are correct, you can check them in the **ANSWER KEY** which will be uploaded in the next guide.
4. Remember that this guide helps you to continue with the development of your knowledge and you can continue practicing your English skills at home.
5. If you can't print this guide, you can write the answers on your copybook.
6. This guide is supposed to be done in **45 minutes**.
7. If you can print the guides, remember to keep them in a folder.

Project – Discovery & Invention Poster

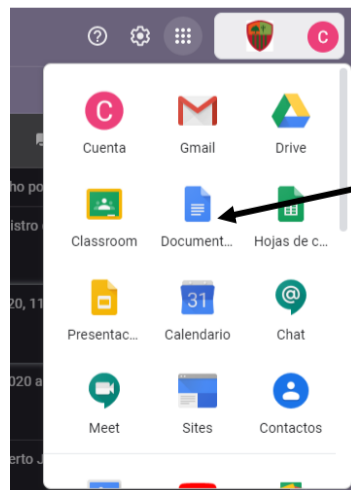
remember the important dates!



Date	Objective
Week 1 – August 31 st to September 4 th	Explanation of the assignment and rubric.
Week 2 – September 7 th to 11 th	Write the Passive Voice sentences.
Week 3 – September 21 st to 25 th	Creation of your final poster.
Week 4 – 12 th A (September 30 th) 12 th B (September 30 th) 12 th C (September 29 th)	Delivery deadline of your poster through Classroom. 

ATTENTION TO THIS WEEK!

- In pairs (2), you have to choose **1 DISCOVERY OR INVENTION** and investigate about the theme chosen.
 - o Who created or discovered the element?
 - o When it was created.
 - o What is the use of this discovery or invention?
 - o Who can use this discovery or invention?
 - o Etc...
- When you have decided your discovery or invention, you have to create an **ONLINE DOCUMENT** using your **institutional e-mail** and **SHARE IT** with your teacher.
 - Miss Paola Escobar (12th A / 12th C): paola.escobar@colegiosancarlosquilicura.cl
 - Miss Camila Fuentes (12th B): camila.fuentes@colegiosancarlosquilicura.cl



When you open the document, this will be saved on your DRIVE.

- When you already share your document with your teacher, it's time to write the **10 sentences: 5 Passive voice sentences in present** and **5 Passive voice sentences in past tense**. (If you don't remember this content, you can check **Guides N° 10 and 12** or the **video of "Passive Voice"** in Classroom)
- When you have finished this part, you have to **write a COMMENT** on our **CLASSROOM**, in the section called **"Project N° 1 – Discovery & Invention Poster"** notifying that you're ready and your teacher will check your progress.



WORK IN CLASS



REMEMBER THAT YOUR PROGRESS WILL BE EVALUATED SO YOU MUST WORK IN CLASSES. DON'T FORGET THAT!



Remember if you have any problem with the class or the assignment, please write an e-mail to your teacher:

- o Miss Paola Escobar: paola.escobar@colegiosancarlosquilicura.cl
- o Miss Camila Fuentes: camila.fuentes@colegiosancarlosquilicura.cl

S E L F - E V A L U A T I O N

CRITERIA		
I understood what I have to do.		
I wrote to the teacher if I didn't understand something.		
I created an online document.		
I share the online document to the teacher.		
I wrote the 10 sentences required.		
I wrote a comment on classroom to my teacher.		

GOOGLE Meet CLASS
IV°A
Date: Miércoles 09 de
septiembre, 2020
Hour: 12 P.M



RECUERDA REVISAR
TU CALENDARIO GOOGLE

GOOGLE Meet CLASS
IV°B
Date: Miércoles 09 de
septiembre, 2020
Hour: 3 P.M

GOOGLE Meet CLASS
IV°C
Date: Martes 08 de
septiembre, 2020
Hour: 12.30 P.M