



Unit 2: "Technology and its effects"
Worksheet n°23

Student's name:

Grade: 10th A B C

Date: September 28 – October 02

OA 8: Demostrar conocimiento y uso del lenguaje en conversaciones, discusiones y exposiciones para describir acciones que ocurrieron en el pasado.

- **HELLO AGAIN! I HOPE YOU'RE FINE AS WELL AS YOUR FAMILY. ☺**
- **IF YOU WANT TO REVIEW THE PREVIOUS ONLINE CLASSES, YOU CAN CHECK THEM ON YOUR CLASSROOM.**



Today, we will start **UNIT N°3: "OUTSTANDING PEOPLE"**. (IN THE ENGLISH TEXTBOOK, FROM PAGE 90).

UNIT 3 Outstanding people


"If your actions inspire others to dream more, learn more, do more and become more, you are a leader."
John Quincy Adams

Picturing the unit

1. †† Look at the pictures on page 90 and discuss these questions. Then, exchange opinions with other classmates.

- Who are the people in the pictures?
- What do they have in common?
- Do you agree that they are all good leaders? Why? Why not?

-
-
-



AS A CONCLUSION, "**OUTSTANDING PEOPLE**" ARE INSPIRATIONAL PEOPLE WHO HAVE GIVEN SIGNIFICANT CONTRIBUTIONS TO HUMANITY.



SHORT ASSIGNMENT TO UPLOAD IN CLASSROOM...

1. Complete the bubbles with the name of outstanding people you know in each area. Work with your partner.

Science



Politics



Religion



Arts

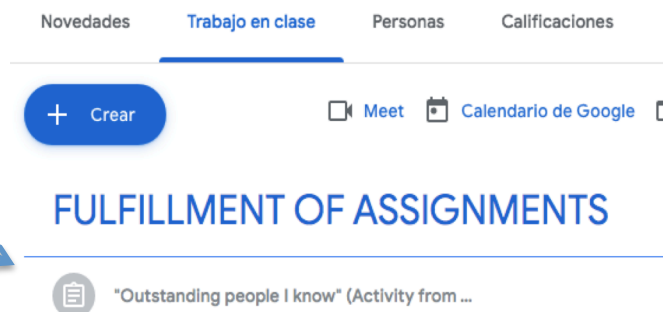


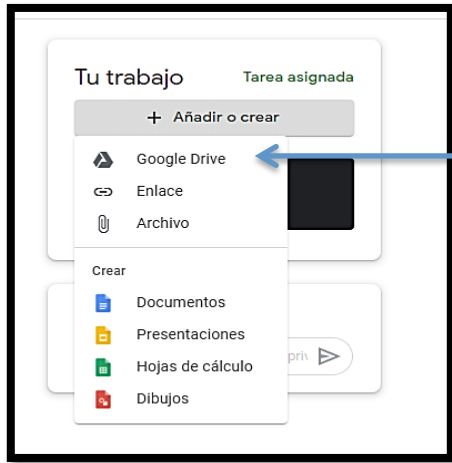
****Esta pequeña tarea será asignada en Classroom, con el nombre "Outstanding people I know" (Activity from Worksheet N°23) y se chequeará como parte de la actividad calificada "Cumplimiento de tareas". Debes desarrollarla en un documento Word, con tu identificación (nombre completo y curso), dentro del plazo establecido por tu profesora: desde el jueves 01 hasta el lunes 05 de octubre, a las 14:00 hrs.****

HOW ARE YOU GOING TO DO IT?

STEP 1 (PASO N°1)

Debes ingresar a Classroom, a la sección "Trabajo en clase" e ir a la tarea "Outstanding people I know" (Activity from Worksheet N°23).





STEP 2 (PASO N°2)


Luego, debes adjuntar tu tarea en donde dice **añadir o crear, y agregar tu archivo desde tu DRIVE.**
Finalmente, debes entregar tu tarea



****If you have any troubles to attend the online classes, please write an e-mail to your teacher to let her know**.**

IIºA - C : Miss Camila Fuentes camila.fuentes@colegiosancarlosquilicura.cl
IIº B : Miss Paola Escobar paola.escobar@colegiosancarlosquilicura.cl

¡RECUERDA INGRESAR A TU CLASE ONLINE POR MEET, DESDE TU CALENDARIO!



IIºA: JUEVES 01 DE OCTUBRE, 10.00 HRS.

IIºB: JUEVES 01 DE OCTUBRE, 15.00 HRS.

IIºC: JUEVES 01 DE OCTUBRE, 15.30 HRS.

SELF-EVALUATION - Put a ✓ according to the criteria given and think about what you did with this guide. (Dibuja un ✓ según el criterio dado y reflexiona sobre tu desempeño en esta guía).

CRITERIA	☺	☹
1. <i>I learned new words.</i> (Aprendí nuevas palabras).		
2. <i>I was responsible during this class.</i> (Fui responsable en el desarrollo de esta clase).		
3. <i>I improved my language skills.</i> (Mejoré mis habilidades para expresarme de forma oral).		
4. <i>I understood the content.</i> (Entendí el contenido).		
5. <i>I can explain this content to other people.</i> (Puedo explicar esto a otras personas).		

