



**Unit 2: "Technology and its effects"**  
**Worksheet n°22**

<b>Student's name:</b>
<b>Grade:</b> 10th A B C <span style="float: right;"><b>Date:</b> September 21 – September 25</span>

**OA 14:** Escribir una variedad de textos breves, utilizando los pasos del proceso de escritura, con ayuda del docente.

- HELLO AGAIN! I HOPE YOU'RE FINE AS WELL AS YOUR FAMILY. ☺
- IF YOU WANT TO REVIEW THE PREVIOUS ONLINE CLASSES, YOU CAN CHECK THEM ON THE YOUTUBE CHANNEL OR YOUR CLASSROOM.



Today, you will **FINISH** working on **Project N°1: "Talking about a social network"**, as established in the **SCHEDULE**.

DATE	OBJECTIVE
September, 3	Write the development (5 questions in Past Simple, with the information collected about the social network).
September, 10	Write the introduction and brief conclusions.
September, 24	Creation of the final interview and details.
October, 01	<ul style="list-style-type: none"> <li>• <b>Delivery Deadline of the project</b> (via Classroom).</li> <li>• Introduction of Unit 3: "Outstanding people".</li> </ul>

**REMEMBER TO FOLLOW THESE STEPS TO WORK WITH YOUR ONLINE DOCUMENT:**


• **STEP 1:**

-In your institutional account, open your **ONLINE DOCUMENT** from **DRIVE**.

• **STEP 2:**

-Once you've checked final details in your interview, go to your **CLASSROOM** and write: "Miss, I'm ready" on Project N°1's post. This is how you notify you're ready to be checked on.

-Your teacher will again feedback your progress online so please, pay attention to her comments! ☺



**\*\*If you have any troubles to attend the online classes, please write an e-mail to your teacher to let her know\*\*.**

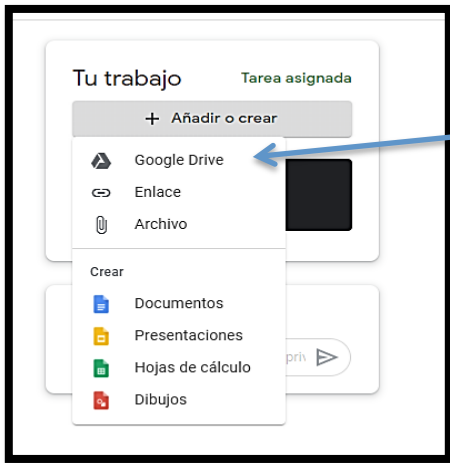
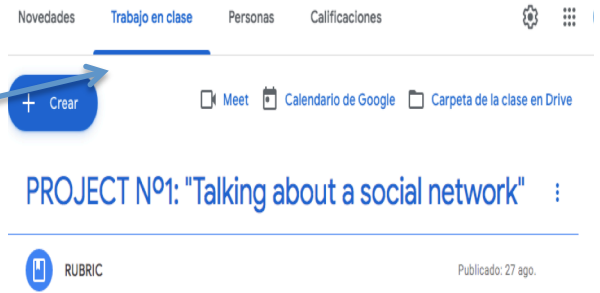
IIºA – C : Miss Camila Fuentes [camila.fuentes@colegiosancarlosquilicura.cl](mailto:camila.fuentes@colegiosancarlosquilicura.cl)  
IIº B : Miss Paola Escobar [paola.escobar@colegiosancarlosquilicura.cl](mailto:paola.escobar@colegiosancarlosquilicura.cl)



**AFTER RECEIVING THE LAST FEEDBACK FROM YOUR TEACHER, YOU'RE NOW READY TO UPLOAD THE ASSIGNMENT INTO CLASSROOM!**

**HOW ARE YOU GOING TO DO IT?**


Debes ingresar a la "tarea asignada" por tu profesora en la sección de "Trabajo en clase - Project N<sup>o</sup>: "Talking about a social network".



Luego, debes adjuntar tu trabajo en donde dice **añadir o crear, y agregar tu trabajo desde tu DRIVE.** Finalmente, debes entregar tu tarea.



**¡RECUERDA INGRESAR A TU CLASE ONLINE POR MEET, DESDE TU CALENDARIO!**



**IIªA: JUEVES 24 DE SEPTIEMBRE, 10.00 HRS.**

**IIªB: JUEVES 24 DE SEPTIEMBRE, 15.00 HRS.**

**IIªC: JUEVES 24 DE SEPTIEMBRE, 15.30 HRS.**



**SELF-EVALUATION** – Put a ✓ according to the criteria given and think about what you did with this guide. (Dibuja un ✓ según el criterio dado y reflexiona sobre tu desempeño en esta guía).

<b>CRITERIA</b>	☺	☹
1. <i>I learned new words.</i> (Aprendí nuevas palabras).		
2. <i>I was responsible during this class.</i> (Fui responsable en el desarrollo de esta clase).		
3. <i>I improved my writing skills.</i> (Mejoré mis habilidades para expresarme de forma escrita).		
4. <i>I understood the content.</i> (Entendí el contenido).		
5. <i>I can explain this content to other people.</i> (Puedo explicar esto a otras personas).		

