


Nº 16 Study guideline
6th Grade
Unit 2: Review of contents

Student's name:	
Grade:	Date: 27/08/2020

OBJETIVO DE APRENDIZAJE:

OA 5

Leer y demostrar comprensión de textos adaptados y auténticos simples, no literarios, que contengan palabras de uso frecuente.



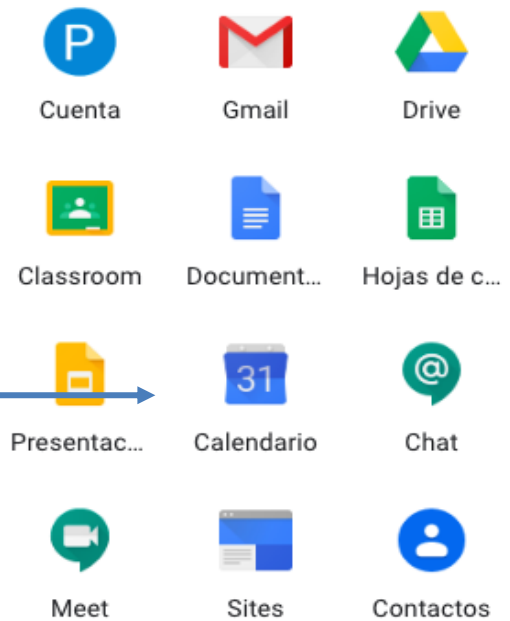
Meet



Google Calendar








Desde ahora, nos conectaremos a **MEET** para tener nuestras clases virtuales. Puedes hacer esto desde tu **PC o celular**. Recuerda que debes ingresar a tu **"Calendario"** en G-mail, **en el día y horario de siempre, y allí encontrarás el link de MEET con la clase agendada.** No olvides, que siempre deberás acceder de esta forma a tus clases.

Desde tu **PC**, debes abrir el correo en G-mail, y en la **esquina superior** derecha, hacer clic en los 9 puntos, donde se desplegará este mismo menú. **Si utilizas tu celular, debes procurar desde antes tener instaladas estas aplicaciones de Google para poder acceder a las clases.**

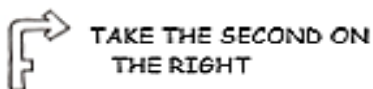
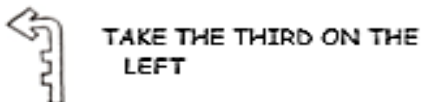


1. Review

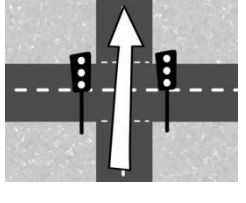
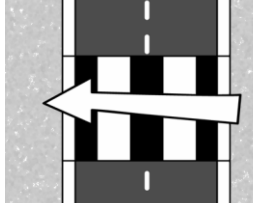

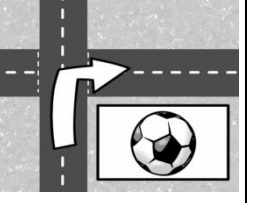

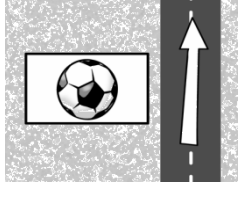

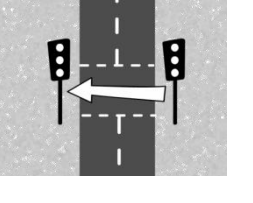
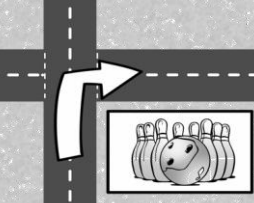
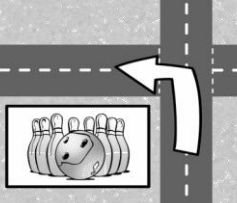
1. Match words and pictures./ Una las frases con las imágenes.

1. Dry my hair.		
2. Brush my hair.		
3. Go to the bathroom.		
4. Take a shower.		
5. Eat lunch.		
6. Study.		
7. Take a bath.		
8. Go to bed.		
9. Brush my teeth.		
10. Get up.		

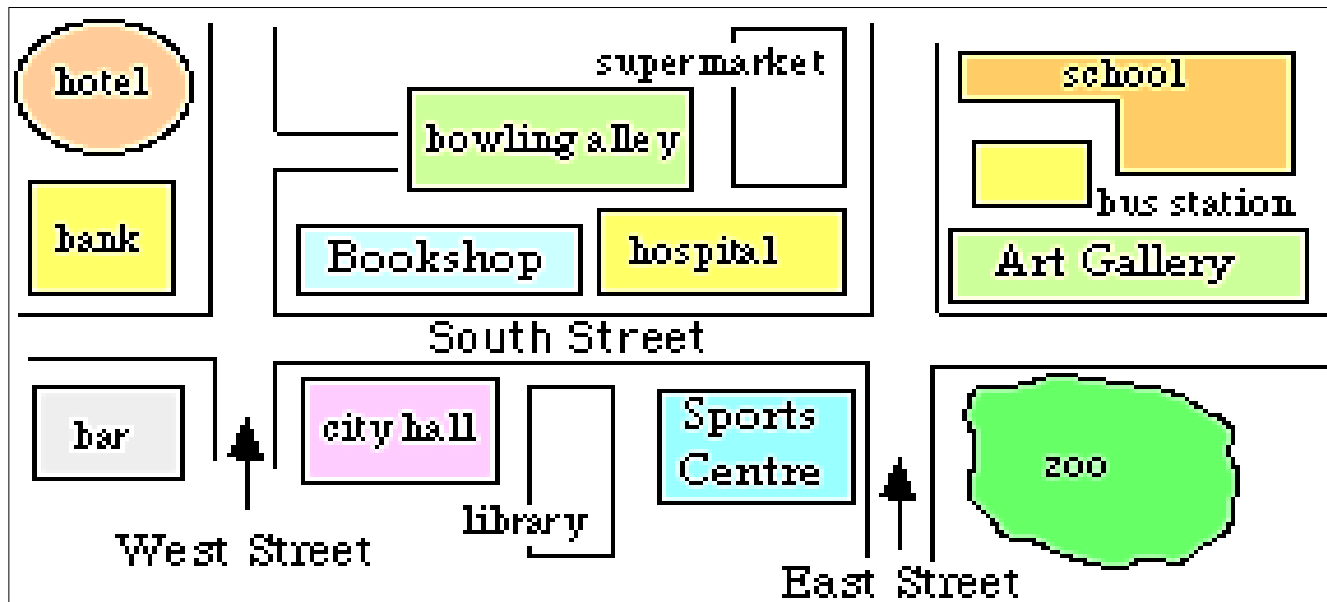
2. Review places of the city and directions / Repaso de los lugares de la ciudad y direcciones



3.- Look at this map and write the correct order to go to the place. / Mira el mapa y escribe debajo de cada imagen la instrucción siguiendo el ejemplo de las direcciones

				
Go straight on at the traffic light.	Cross ...			
				

4.- Look at the map and answer the questions, using the preposition of place in brackets.



1.- Where is the library? (between)

It's _____

2.- Where is the bowling alley? (behind)

3.- Where is the hotel? (next to)

4.- Where is the zoo? (opposite)

5. Frequency adverbs

always	
usually	
often	
sometimes	
rarely	
never	

WRITE THE FREQUENCY ADVERB IN THE RIGHT PLACE AND REWRITE THE SENTENCES. / Escribe el adverbio de frecuencia en cada oración.

1 .My father gets up at 6.30 (always).

2. She plays the piano (often).

3. My sister is cheerful (usually).

4. We visit our grandparents (rarely).

Self-evaluation. Put a ✓ according to the criteria given and think about what you did with this worksheet.

*Pon un ✓ de acuerdo al criterio dado y piensa sobre que lograste hacer con esta guía de trabajo.

Criteria		
1. I learned new words.		
2. I was responsible doing this worksheet.		
3. I improved my reading skill and increased my vocabulary.		
4. I understood the content.		
5. I can explain this content to other people.		