

Nº 15 Study guideline  
6<sup>th</sup> Grade  
Unit 2: Around town

Student's name:	
Grade:	Date:

**OBJETIVO DE APRENDIZAJE :**

OA 5. Leer y demostrar comprensión de textos adaptados y auténticos simples, no literarios, que contengan palabras de uso frecuente.



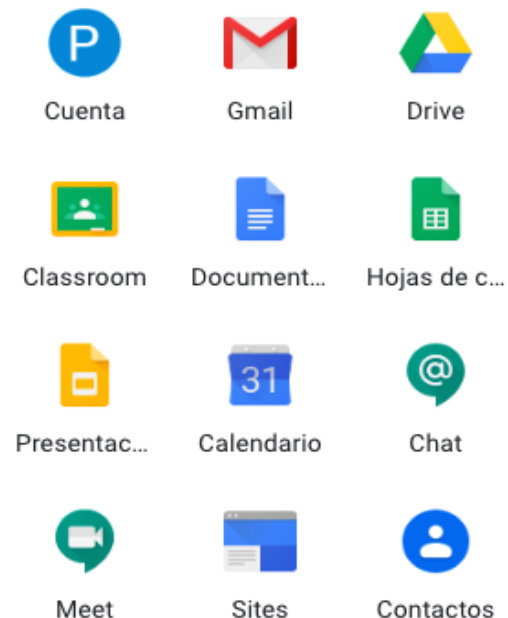
Meet



Google Calendar

Desde ahora, nos conectaremos a **MEET** para tener nuestras clases virtuales. Puedes hacer esto desde tu **PC o celular**. Recuerda que debes ingresar a tu **"Calendario"** en G-mail, **en el día y horario de siempre, y allí encontrarás el link de MEET con la clase agendada.** No olvides, que siempre deberás acceder de esta forma a tus clases.

Desde tu **PC**, debes abrir el correo en G-mail, y en la **esquina superior** derecha, hacer clic en los 9 puntos, donde se desplegará este mismo menú. **Si utilizas tu celular, debes procurar desde antes tener instaladas estas aplicaciones de Google para poder acceder a las clases.**



6<sup>o</sup>A → Jueves 19 Agosto, 9:00 hrs.

6<sup>o</sup>B → Jueves 19 Agosto, 10:00 hrs.

6<sup>o</sup>C → Jueves 19 Agosto, 10:00 hrs.

6<sup>o</sup>D → Jueves 19 Agosto, 11:00 hrs.

### 1. Review about simple present and adverb of frequency

- Para conjugar el presente simple usamos el infinitivo para los sujetos "I", "you", "we" y "they" y para las terceras personas "he", "she" y "it", añadimos una "-s" al final del verbo.

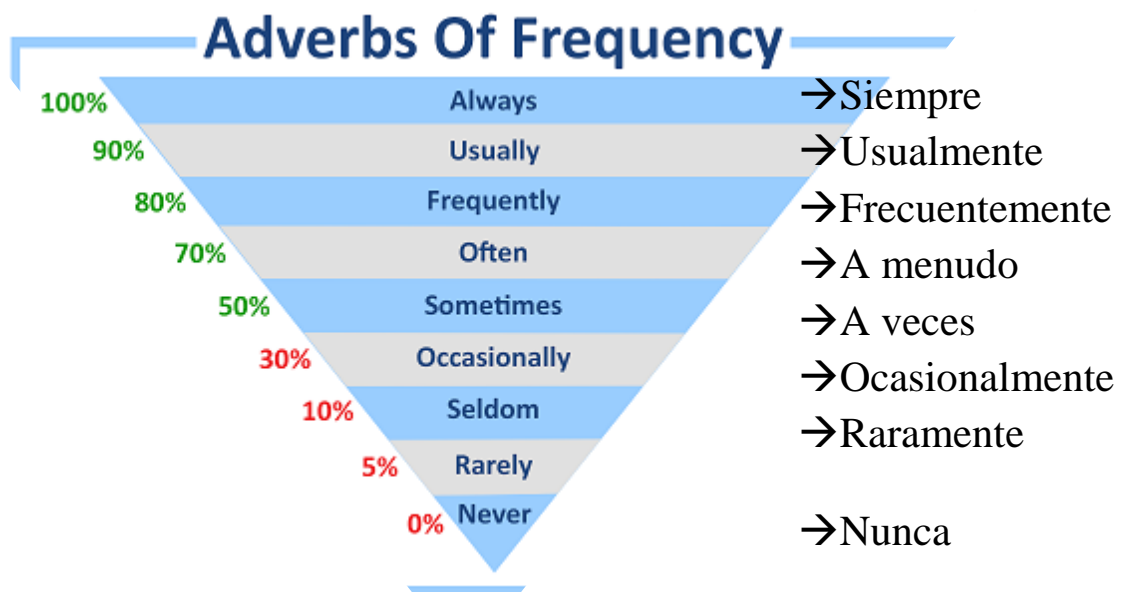
Sujeto	Conjugación
I, you, we, they	talk, eat, learn, do, go...
he, she, it	talks, eats, learns, does, goes...

- We use **present simple** to talk about things or actions that happen **regularly**. For that reason, most of the time, we use this tense with **adverbs of frequency**.

*(Usamos el presente simple para hablar sobre cosas o acciones que suceden regularmente.)*

*Por esta razón, la mayoría de las veces, utilizamos adverbios de frecuencia.)*

Here you have some of them.



2. Read the text and answer the following questions./ Lee el texto y responde las siguientes preguntas.

### Sophie's daily routine



Sophie is eleven years old and she lives in Brighton, England.

She usually gets up at a quarter to eight, she has a shower, gets dressed and then she brushes her teeth. After that, she goes downstairs and has breakfast. For breakfast she usually has milk, toast and orange juice. Then she brushes her teeth again because she likes them white and healthy!

Then she grabs her school bag and goes to the bus stop to catch the school bus. Classes start at half past eight and finish at half past four. She usually has lunch at the school canteen with her schoolmates at about 12 o'clock. Her best friend is Amy and Sophie always sits next to her at lunch.

After school she returns home and does her homework. She is a very hard-working pupil and she never misses a school task! After homework, she usually listens to music and watches television a bit.

At half past seven it is time for dinner. Then she usually reads a book or chats with her parents for a while.

Finally, she goes to bed at about ten o'clock, but before that she brushes her teeth. Sophie is a happy little girl!

1. What time does Sophie get up?

---

2. Does she usually have a shower?

---

3. What does she eat for breakfast?

---

4. What does she drink for breakfast?

---

5. What does she do after breakfast?

---

6. Does she go to school on foot?

---

7. What time does school start?

---

8. What time does it finish?

---

9. Where does Sophie usually have lunch?

---

10. Who is Sophie's best friend?

---

11. What does Sophie do when she returns home?

---

12. How many times a day does she brush her teeth?

---

13. Is she a happy girl?

---

**2. Order Sophie's daily routine./ Ordene indicando con un número la rutina de Sofía**

She goes to bed at about ten o'clock.

She gets dressed.

She catches the bus to school.

She has lunch at the school canteen.

She listens to music.

She gets up.



She does her homework.

She has a shower.

She has dinner.


**Self-evaluation. Put a ✓ according to the criteria given and think about what you did with this worksheet.**

\*Pon un ✓ de acuerdo al criterio dado y piensa sobre que lograste hacer con esta guía de trabajo.

Criteria		
<b>1. I learned new words.</b>		
<b>2. I was responsible doing this worksheet.</b>		
<b>3. I improved my reading skill and increased my vocabulary.</b>		
<b>4. I understood the content.</b>		
<b>5. I can explain this content to other people.</b>		