

Nº 14 Study guideline
6th Grade
Unit 2: Around town

Student's name:	
Grade:	Date: 10/08/2020

OBJETIVO DE APRENDIZAJE :

OA1. Escuchar y demostrar comprensión de información explícita en textos adaptados y auténticos simples, tanto no literarios (textos expositivos, diálogos) como literarios (rimas, poemas canciones, cuentos) que estén enunciados en forma clara, tengan repetición de palabras y apoyo visual.

OA 5. Leer y demostrar comprensión de textos adaptados y auténticos simples, no literarios, que contengan palabras de uso frecuente.

Before to start... (Antes de comenzar)

- ✓ En esta guía de trabajo utilizaremos el texto escolar entregado por el Ministerio de Educación, así que si lo tienes en tu hogar úsalo, ya que te será de gran ayuda.
 - ✓ En el caso que no lo tengas, más abajo te adjunto los links de cada libro para que puedas verlos digitalmente.
 - ✓ De igual manera adjuntaré todas las imágenes y lecturas para que puedas desarrollarlo en caso que no puedas acceder a los textos. Así que tranquil@.
- Si deseas visualizar el texto en forma digital, puedes ingresar aquí:
 - https://curriculumnacional.mineduc.cl/614/articles-145464_recurso_pdf.pdf Texto escolar



Textbook Unit 2 – Lesson 1: “My favorite places in the city”

Vocabulary in context page 60/61 (página 60/61 en el texto escolar)

I. Match the pictures and the sentences below. (*Une las imagines con las oraciones.*)

VOCABULARY IN CONTEXT

13 Match the pictures and sentences below.




- a. He shaves his face.
- b. He brushes his teeth.
- c. He gets dressed.
- d. He wakes up early.

II. Read and listen the text and answer the questions. (Lee y escucha el siguiente texto luego responde.)

https://drive.google.com/file/d/112P_m0MVdMz0lcGll03ZLC3X8iTvX3qJ/view?usp=sharing

- You can solve this activity on your copy book or textbook. (Puedes desarrollar esta actividad en tu cuaderno o en tu libro.)

15  63 Read and listen to the text and check your predictions in exercise 14.

Don't be late

Paul wakes up early, at half past six, but he never gets up immediately. He watches TV. But, then he is late. He is always late. Why does time always go so fast? Time always goes too fast. He looks at his watch, it's seven o'clock. It's time to get up! He has to leave in 10 minutes. So he turns off the TV and goes into the bathroom. He shaves his face. He brushes his teeth. He goes into his bedroom. He gets dressed. He looks at his watch again when he leaves home. It's half past seven. He has to hurry.



He goes out to his car. He drives fast, but he slows down at a stop sign. A police officer sees him and gives him a ticket! "Why don't you stop at the stop sign?" the police officer asks. "But officer, I am in a hurry," he answers. The police officer gives him the ticket and says, "leave home earlier next time."



Adapted from: Don't Be Late. (n.d.). Retrieved from <http://www.eslyes.com/easyread/es/easy020.htm>

1. At what time Paul does wake up?

2. What does he do in the bathroom when he gets up?

3. What does he do at the stop sign?

4. Is Paul always late?

5. What does the police officer ask to Paul?



III. Write your daily routine in a normal day, read the text at beginning of this guide.

(Escribe tus rutinas diarias en un día normal, lea el texto al principio de la guía.)

	Me levanto a las ...
	Me visto a las ...
	Tomo desayuno a las ...
	Almuerzo a las ...
	Me acuesto a dormir a las ...

Self - evaluation. Put a ✓ according to the criteria given and think about what you did with this worksheet.

*Pon un ✓ de acuerdo al criterio dado y piensa sobre qué lograste hacer con esta guía de trabajo.

Criteria		
1. I learned new words.		
2. I was responsible doing this worksheet.		
3. I improved my reading skill and increased my vocabulary.		
4. I understood the content.		
5. I can explain this content to other people.		

