

**N° 13 Study guideline**  
**5<sup>th</sup> Grade**  
**Unit 2: The place where I live**

<b>Student's name:</b>	
<b>Grade:</b>	<b>Date:</b>


<b><u>OBJETIVO DE APRENDIZAJE:</u></b>
OA14. Completar y escribir, de acuerdo a un modelo y con apoyo de lenguaje visual, textos no literarios.

**Content: Prepositions of Place**

**I. Fill** in the blanks of the next exercises with the proper preposition of place (*in – on – under*) related to the context of each sentence and picture.

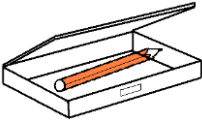
**Complete los espacios en blanco con las preposiciones de lugar (dentro, sobre, debajo)**

1.



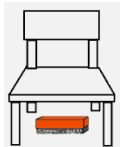
The book is \_\_\_\_\_ the table.

2.



The pencil is \_\_\_\_\_ the pencil case.

3.



The duster is \_\_\_\_\_ the chair.

4.



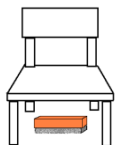
The book is \_\_\_\_\_ the chair

5.



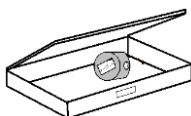
The globe is \_\_\_\_\_ the chair

6.



The duster is \_\_\_\_\_ the \_\_\_\_\_

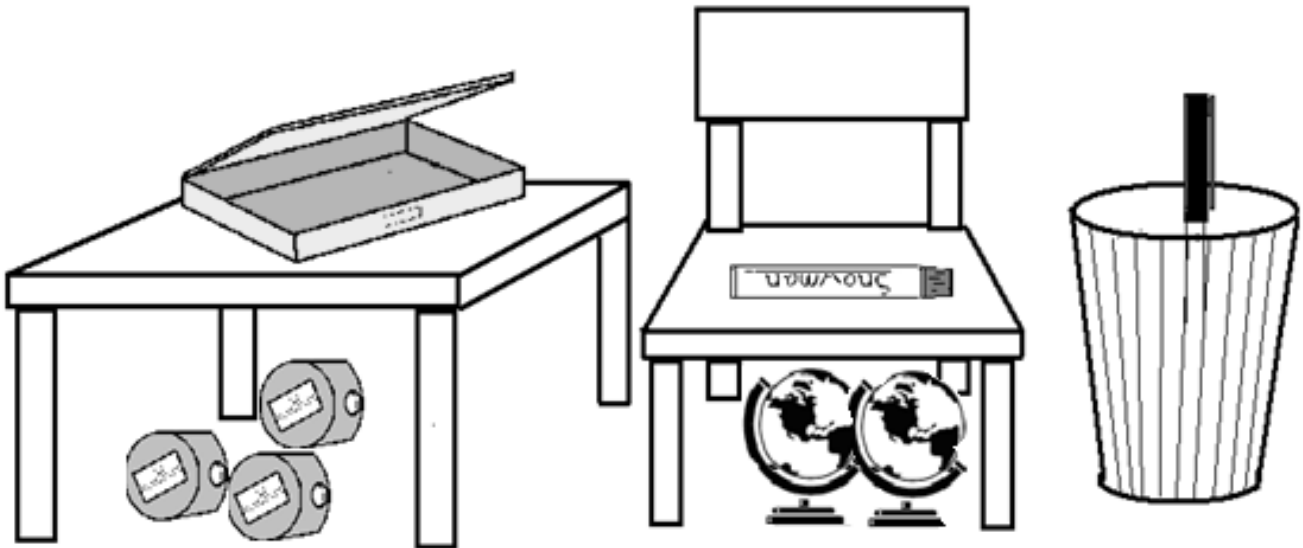
7.



The sharpener is \_\_\_\_\_

**II. Pay attention** to the elements placed in, on and under the things from the picture and explain with your own words **where are?** By using the phrases **There is** and **There are**. **Preste atención a los elementos ubicados, dentro, sobre y debajo de las cosas de cada imagen y explique con sus palabras donde están.** Usando la expresión **“There is”** (hay) para singular y **“There are”** (hay) para plural

**Ejemplo:** There is a boardmarker on the chair.



Where is the pencilcase? \_\_\_\_\_

Where is the pen? \_\_\_\_\_

Where are the sharpeners? \_\_\_\_\_

Where is the boardmarker? \_\_\_\_\_



Where are the globes? \_\_\_\_\_

**III. Draw** a ball in the position mentioned in each exercise. **Dibuje una pelota en la posición indicada de cada imagen**

a) It's on the table.



b) It's under the chair.

c) It's in the closet.



Self-evaluation. Put a ✓ according to the criteria given and think about what you did with this worksheet.

\*Pon un ✓ de acuerdo al criterio dado y piensa sobre que lograste hacer con esta guía de trabajo.

Criteria		
1. I learned new words.		
2. I was responsible doing this worksheet.		
3. I improved my reading skill and increased my vocabulary.		
4. I understood the content.		
5. I can explain this content to other people.		