



English Guide N° 6 – Youth Rights and Responsibilities

Name: _____ Grade: 12th A – B - C
Date: _____

Expected Learning

AE 2 - Leer y demostrar comprensión de ideas principales e información relevante en textos informativos, descriptivos y narrativos auténticos, simples y de variada extensión.


Instructions:

1. Read carefully and complete each section according to what it is required.
2. When you finish the guide, at the end of it, you have to answer a **SELF-EVALUATION** which will help you to see your performance during the development of this guide.
3. If you want to see if your answers are correct, you can check them in the **ANSWER KEY** which will be uploaded in the next guide.
4. Remember that this guide helps you to continue with the development of your knowledge and you can continue practicing your English skills at home.
5. If you can't print this guide, you can write the answers on your copybook.
6. This guide is supposed to be done in **45 minutes**.
7. If you can print the guides, remember to keep them in a folder.

**Hello there! I hope that everything is fine in this difficult situation.
Please, stay safe and take care of yourself!
Now, it's time to check your answers from GUIDE N° 5!
REMEMBER! IF YOU HAVE DOUBTS, WRITE ME AN E-MAIL**

ANSWER KEY – GUIDE N° 5

Part N° 1 – Listening Comprehension							
Activity N° 1							
English Meaning	Spanish Meaning			English Meaning	Spanish Meaning		
Do for a living <i>phr</i>				Rule <i>verb</i>			
Unlawful <i>adj</i>				Tirelessly <i>adv</i>			
Lawful <i>adj</i>				Threat <i>noun</i>			
Speech <i>noun</i>				Stab <i>verb</i>			
Activity N° 2							
1. B	2. C	3. C	4. A	5. C	6. B	7. A	8. A
9. C	10. A	11. B	12. C	13. C	14. B	15. B	16. C
Part N° 2 – Grammar Content							
1. He asked me, "What are you watching tonight?" → He asked me what I was watching that night.							
2. She asked him, "Why are they fighting?" → She asked him why they were fighting.							
3. They asked her, "Where is he going today?" → They asked her where he was going that day.							



TRAINING ACTIVITY N° 2 – THATQUIZ (ACTIVIDAD FORMATIVA)

- This time you will have to work with a short activity from **THATQUIZ** in which you have to check the previous guides given by the teacher, in this case **GUIDES 4 AND 5**.
- Recuerda que estas actividades son para conocer tu aprendizaje durante estas semanas de trabajo y que son **SIN NOTA**.
- Debes ingresar a esta página: <http://www.thatquiz.org/es/> y poner el **CÓDIGO DE EXÁMEN SEGÚN TU CURSO**.
- Esta actividad está disponible desde el día **LUNES 11 DE MAYO (DESDE LAS 08.00 AM) HASTA EL DÍA DOMINGO 17 DE MAYO (HASTA 23.59 HRS)**.
- **RESPONDE TRANQUILO O TRANQUILA Y NO DUEDES DE TUS CONOCIMIENTOS.**
- **SI NO PUEDES UTILIZAR TU PC O ALGÚN CELULAR, PUEDES CONTACTARTE CON TU PROFESORA VÍA E-MAIL.**
- Podrás ver tu resultado al final de la actividad y las respuestas estarán en la próxima guía (GUIDE N°7).
- Tendrás 90 minutos para responder la actividad.

ATENCIÓN: TIENES SOLAMENTE 1 OPORTUNIDAD PARA RESPONDER ESTA ACTIVIDAD (SI LA CIERRAS ANTES DE TERMINAR, SE GUARDARÁ LO QUE HAYAS ALCANZADO A RESPONDER, NO PODRÁS VOLVER A HACER ESTA ACTIVIDAD)

CÓDIGO DE ACTIVIDAD

IV° MEDIO A	IV° MEDIO B	IV° MEDIO C
AOC3KKUS	5NBY1RTO	VLUHQQ8T

IMPORTANTE: SI NO PUEDES TRABAJAR DESDE UN COMPUTADOR, ¡NO IMPORTA! PUEDES TRABAJAR PERFECTAMENTE DESDE TU CELULAR. 😊

- ¿CÓMO RESPONDER DESDE TU COMPUTADOR?

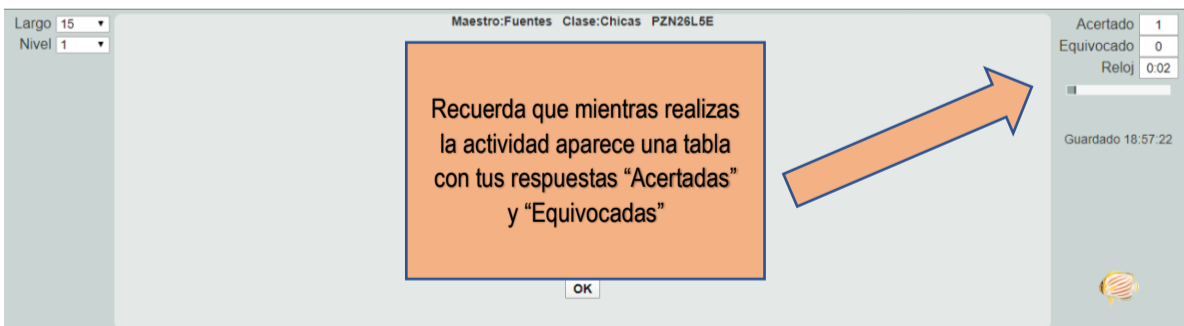
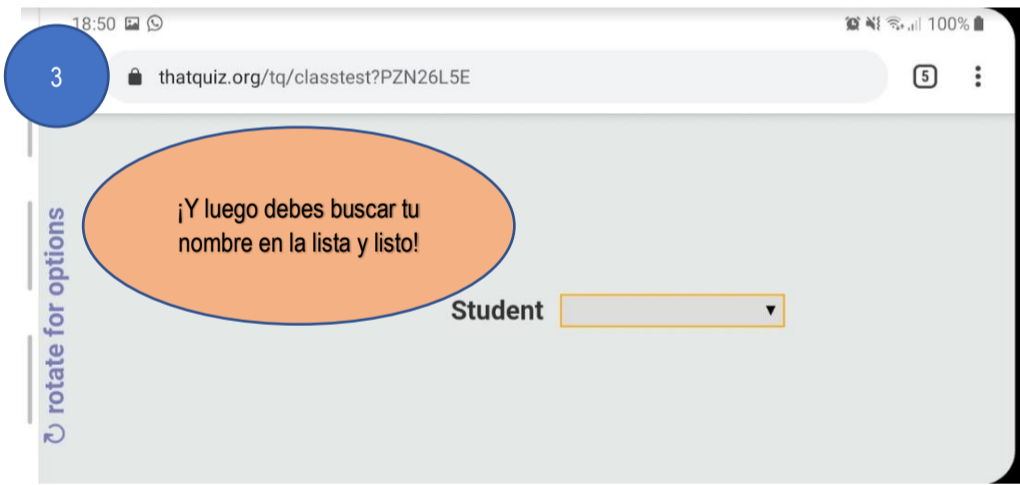
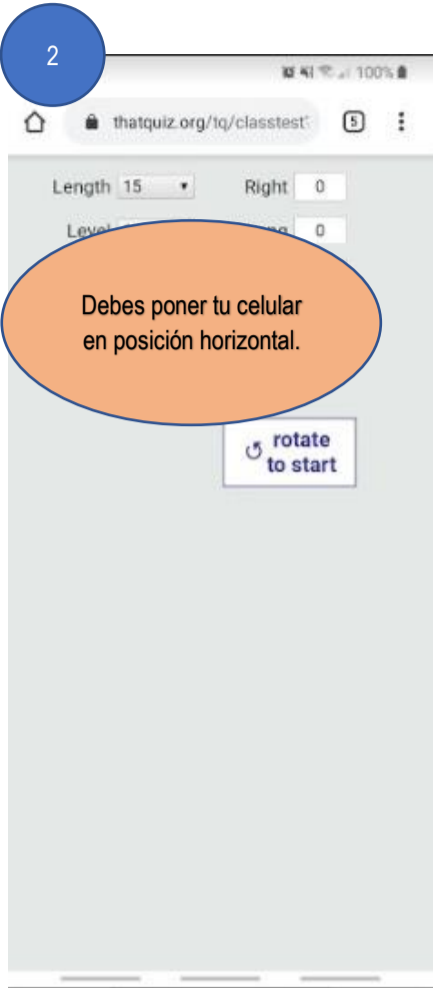


ingresa a <http://www.thatquiz.org/> es y pone el código según tu curso.

- ¿CÓMO RESPONDER DESDE TU CELULAR?



ingresa a <http://www.thatquiz.org/es> y pone el código según tu curso.



Excelente	
Nota	7,00
Porcentaje	100%
Cumplido	15
Sin cumplir	0
Acertado	15
Equivocado	0
Tiempo	1:00
Segundos (promedio)	4

¡Y al final tienes tus resultados!