



English Guide N° 3 – Youth Rights and Responsibilities

Name: _____ Grade: 12th A – B - C

Date: _____

**Expected Learning
AE 02**

Leer y demostrar comprensión de ideas principales e información relevante en textos informativos, descriptivos y narrativos auténticos, simples y de variada extensión, como solicitudes y artículos relacionados con derechos y deberes de la juventud.


Instructions:

1. Read carefully and complete each section according to what it is required.
2. When you finish the guide, at the end of it, you have to answer a **SELF-EVALUATION** which will help you to see your performance during the development of this guide.
3. If you want to see if your answers are correct, you can check them in the **ANSWER KEY** which will be uploaded in the next guide.
4. Remember that this guide helps you to continue with the development of your knowledge and you can continue practicing your English skills at home.
5. If you can't print this guide, you can write the answers on your copybook.
6. This guide is supposed to be done in 90 minutes.
7. Remember to keep your guides in a folder.


ANSWER KEY FROM GUIDE N°2 – Now it's time to check and compare your answers from GUIDE N°2

REMEMBER TO HIGHLIGHT YOUR DOUBTS AND WRITE ME AN EMAIL WITH YOUR QUESTIONS!



<p>Part 1 – Vocabulary and Definitions What are your... ? (Name 3 for each section) ANSWERS CAN VARY</p>	<p>Part N° 2 – Listening Activity. “Where is the Love?” by Black Eyed Peas 1st Part</p>	
<p>Rights</p> <ol style="list-style-type: none"> 1. The right to study 2. The right of having a good health service. 3. The right to be heard. <p>Responsibilities</p> <ol style="list-style-type: none"> 1. To help in my house 2. To do my duties (assignments, tidy my room, etc) 3. Be punctual to come to classes. 	<ol style="list-style-type: none"> 1. World 2. Mamas 3. Drama 4. Things 5. Stop 6. Got 7. CIA 8. Love 9. Space 10. Generates 11. Irate 12. Demonstrate 13. Anger 14. Straight 15. Mind 16. gravitate 	
<p>2nd Part – Chorus / Number in the correct order.</p> <ul style="list-style-type: none"> - 5 - 3 - 8 - 7 - 2 - 9 - 6 - 4 - 1 	<p>3rd Part</p> <ol style="list-style-type: none"> 17. Same 18. Strange 19. Strong 20. Pieces 21. Bombs 22. Gasses 23. Young 24. Gone 25. Wrong 26. Keep 27. Decisions 	<ol style="list-style-type: none"> 28. Deny 29. Undercover 30. Rug 31. Truth 32. Weight 33. Money 34. Direction 35. Information 36. Images 37. Bacteria 38. cinema
<p>4th Part – Match the sentences according to the song.</p>		
<ol style="list-style-type: none"> 1. C 2. H 3. F 4. B 	<ol style="list-style-type: none"> 5. A 6. D 7. G 8. E 	


Part N°3 – Grammar Content – Reported Speech Question	EXPLANATION
<p>1. She asked him, “Why are you wearing glasses?”</p> <p>ANSWER: She asked him why he was wearing glasses.</p>	<p>Pay attention here, the “YOU” in the question is going to be changed into THE PERSON WHO IS BEING ASKED, in this case is “HIM” but we cannot put “him”, instead of “him” the change is into “HE”.</p> <p>and the verb “ARE” which is in the question, is in present tense, so this i have to change it into the past which can be “was” or “were”, but if I put “HE” before, I have to put “WAS”.</p>
<p>2. I asked him, “Do you want another drink?”</p> <p>ANSWER: I asked him if he wanted another drink.</p>	<p>OK, this time the question is different, it starts with “DO” which in the answer is going to disappear and is going to be changed into IF or WHETHER.</p> <p>and again, the “YOU” in the question is going to be changed into THE PERSON WHO IS BEING ASKED, in this case is “HIM” but we cannot put “him”, instead of “him” the change is into “HE”.</p> <p>and finally, the verb “WANT” is in present tense, so we have to change it into the past of the verb which is “WANTED”.</p>
<p>3. He asked them, “Do you know where is Angela living now?”</p> <p>ANSWER: He asked them if/whether they knew where Angela was living then.</p>	<p>Here happens the same as in n°2, the only thing that you have to pay attention is that we always have to create a new sentence which have:</p> <p>SUBJECT + VERB + COMPLEMENT</p> <p>We don't have to write a new sentence as in the order of a question.</p> <p>To write a new sentence remember this.</p>
<p>4. Donna asked, “Can I borrow some money for this cake?”</p> <p>ANSWER: Donna asked if/whether she could borrow some money for that cake.</p>	<p>Here you have to pay attention if it is appearing the verb “CAN”, I have always change it into “COULD”</p>
<p>5. Tammy asked them, “What can I eat for tomorrow at this hour in your house?”</p> <p>ANSWER: Tammy asked them what she could eat for the next day at that hour in their house.</p>	<p>Can you see what happens if it in the question appears the subject “I”? The subject “I” is going to change ALWAYS into the first person who appears in the whole sentence.</p>
<p>6. The boy asked the girl, “Can I use your pen?”</p> <p>ANSWER: The boy asked the girls if / whether he could use her pen.</p>	
<p>7. My sister asked me, “Are you leaving later this afternoon?”</p> <p>ANSWER: My sister asked me if / whether I was leaving later that afternoon.</p>	<p>As a conclusion, if in the question appears these subjects:</p> <ul style="list-style-type: none"> - I → I have to use the first person before the question. - YOU → I have to use the second person before the question.



Don't worry! We will try to do our best to explain it to you! 💪

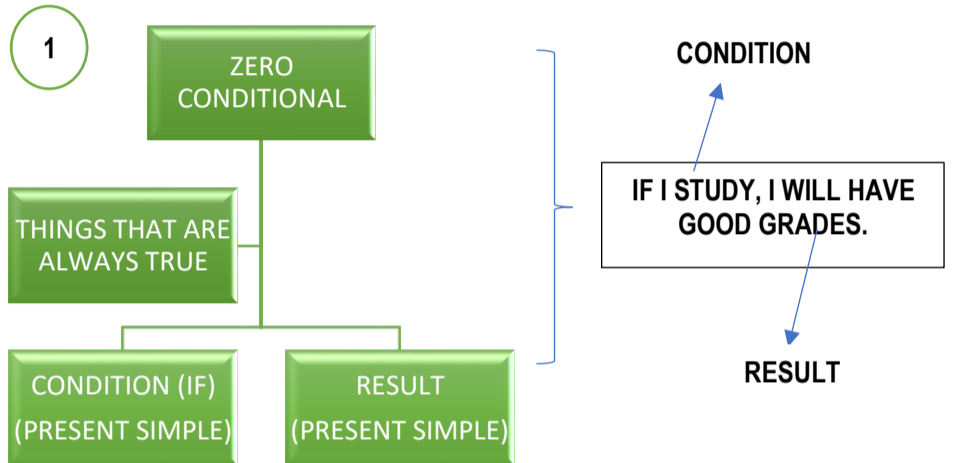


DAD, DO YOU REMEMBER WHAT WE HAVE SEEN IN THESE GUIDES?



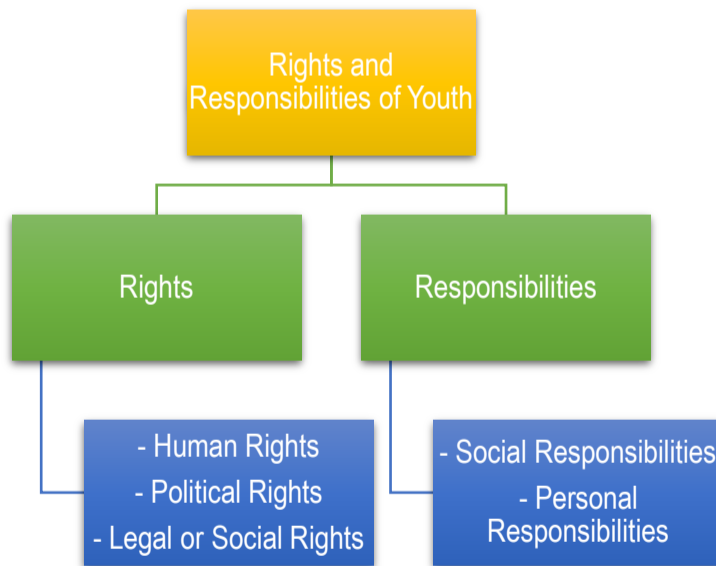
SUMMARY – LET’S REMEMBER WHAT WE HAVE SEEN! (The idea of this summary is to see if you remember the contents in order to check your knowledge during these weeks.)

- First, we saw the grammar content of **ZERO CONDITIONAL**.

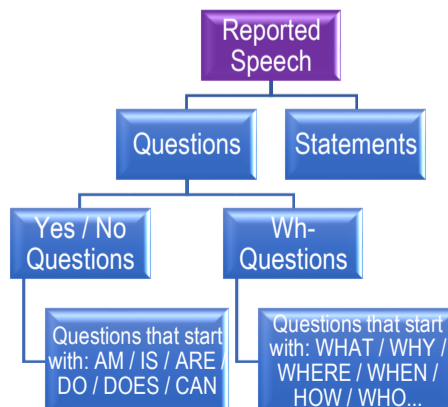


YOU CAN CHECK THIS VIDEO FOR ZERO CONDITIONAL SENTENCES: <https://www.youtube.com/watch?v=PDtUTAwMGDQ>

- And the, we started with the **Unit 1** which is about **RIGHTS AND RESPONSIBILITES OF YOUTH** where you learned different concepts related to this topic.



- And finally, we saw the grammar content of **REPORTED SPEECH IN QUESTIONS**.



ACTIVIDAD FORMATIVA

- Ahora, para conocer tu aprendizaje y comprensión durante estos días, es que te invito a realizar una **ACTIVIDAD FORMATIVA. (Sin nota)**
- Primero debes ingresar a esta página: <http://www.thatquiz.org/es/> y poner el **CÓDIGO DE EXÁMEN SEGÚN TU CURSO.**
- Esta actividad estará disponible desde el **MARTES 7 DE ABRIL DESDE LAS 8.00 AM HASTA EL DÍA MIÉRCOLES 15 DE ABRIL HASTA LAS 16.30 HRS.**
- **RESPONDE TRANQUILO O TRANQUILA Y NO DUDES DE TUS CONOCIMIENTOS.** 😊
- Podrás ver tu resultado al final de la actividad y las respuestas estarán en la próxima guía (GUIDE N°4).
- Tendrás 90 minutos para responder la actividad.
- **ATENCIÓN: TIENES SOLAMENTE 1 OPORTUNIDAD PARA RESPONDER ESTA ACTIVIDAD (SI LA CIERRAS ANTES DE TERMINAR, SE GUARDARÁ LO QUE HAYAS ALCANZADO A RESPONDER, NO PODRÁS VOLVER A HACER ESTA ACTIVIDAD)**

- **TEST CODE / CÓDIGO DE EXÁMEN** (<http://www.thatquiz.org/es/>)

IV MEDIO A: **7Q26PNY2**

IV MEDIO B: **7B2POY76**

IV MEDIO C: **07JECH9M**

thatquiz

Maestro: entra o [regístrate](#) o [\[busca\]](#) o [\[aprende más\]](#)

ID / Email Contraseña

enteros **fracciones** **conceptos** **geometría**

Aritmética Identificar Reloj Triángulos

Comparar Aritmética Dinero Figuras

Medias Comparar Medida Geometría

Potencias Medias Unidades Puntos

Factores Simplificar Gráficas Ángulos

Algebra Probabilidad Conjuntos Recta numérica

Cálculo Trigonometría

vocabulario **geografía**

Inglés Español Américas Europa

Francés Alemán África Asia

ciencia

Células Anatomía Elementos Conversión

English Español Français Português Català Euskara Polski Slovenščina Türkçe Ελληνικά Українська 中文(简体) עברית

¿Tienes código de algún examen?

PUT THE CODE GIVEN HERE

INGRESA A
[HTTP://WWW.THATQU
IZ.ORG/ES/](http://www.thatquiz.org/es/) Y PONE
EL CÓDIGO SEGÚN
TU CURSO

Largo 20
Nivel 1

Maestro:Fuentes Clase:III Medio M8N9VRY7

Estudiante

Guzmán, Pedro
Jaramilo, Pilar
Pérez, Juan
Santibáñez, Nicole

BUSCA TU NOMBRE

Acertado 0
Equivocado 0
Reloj 0:00

Largo: 20
Nivel: 1


Maestro: Fuentes Clase: III Medio M8N9VRY7

Estudiante: Jaramilo, Pilar

Acertado: 0
Equivocado: 0
Reloj: 0:00

What is the meaning of DEBILIDAD in English?

**¡YA ESTÁS LISTO O LISTA
PARA RESPONDER A TU
ACTIVIDAD!**



¡Recuerda que tu progreso será verificado en línea por tu profesora, así que da lo mejor de ti!

- **When you finish this activity, it's time to take a break for 2 weeks and take care of you and your family. 😊**
 - **Please, stay safe!**