



**ENGLISH GUIDE N° 3 – MY SKILLS AND ACHIEVEMENTS CONTRIBUTE TO THE
SOCIETY ITSELF**

Name: _____ Grade: 11th A – B - C

Date: _____

Expected Learning

OA 1

Comprender información central de textos orales y escritos en contextos relacionados con sus intereses e inquietudes, con el fin de conocer las maneras en que otras culturas abordan dichos contextos.

OA 3

Utilizar su conocimiento del inglés en la comprensión y producción de textos orales y escritos breves y claros, con el fin de construir una postura personal crítica en contextos relacionados con sus intereses e inquietudes.

Instructions:

1. Read carefully and complete each section according to what it is required.
2. When you finish the guide, at the end of it, you have to answer a SELF-EVALUATION which will help you to see your performance during the development of this guide.
3. If you want to see if your answers are correct, you can check them in the ANSWER KEY which will be uploaded in the next guide.
4. Remember that this guide helps you to continue with the development of your knowledge and you can continue practicing your English skills at home.
5. If you can't print this guide, you can write the answers on your copybook.
6. This guide is supposed to be done in 90 minutes.
7. Remember to keep your guides in a folder.

**ANSWER KEY FROM GUIDE N°2 – Now it's time to check and compare your answers from GUIDE
N°2**

REMEMBER TO HIGHLIGHT YOUR DOUBTS AND WRITE ME AN EMAIL WITH YOUR QUESTIONS!



<p>Part N°2 – Reading Comprehension Activity N°1 - Find the following information in the informative text and write it here. YOU CAN FIND THE ANSWERS AT TEXT C</p>	<p>Activity N° 2 – According to the text...</p>
<ol style="list-style-type: none"> a. No more than one page long. b. It should be single spaced with a space between each paragraph. c. Use about 2,5 cms margins and align your text to the left, which is the standard for most documents. d. Use a traditional font such as Times New Roman, Arial or Calibri. The font size should be between 10 to 12 points. 	<ol style="list-style-type: none"> a. This should be your most relevant skills, experiences and abilities. b. An application letter should be uploaded with your resume/CV when applying for jobs. c. The complimentary close should be polite. d. You are ready after you do some groundwork, match your qualifications with what the employer needs. Once you have some notes, and know what you want to highlight in your letter, you're ready to start writing.

Part N°3 – Writing

Remember that this part is about **YOUR OWN PERSONAL INFORMATION** that is obviously correct, but what do you have to check in your writing? Pay attention to the criteria that you should be aware when you write something.

Criteria	Yes	No
Did I write complete sentences? (Subject+verb+complement)		
Did I check the spelling of the words?		
Did I investigate about my profession to complete the answers?		





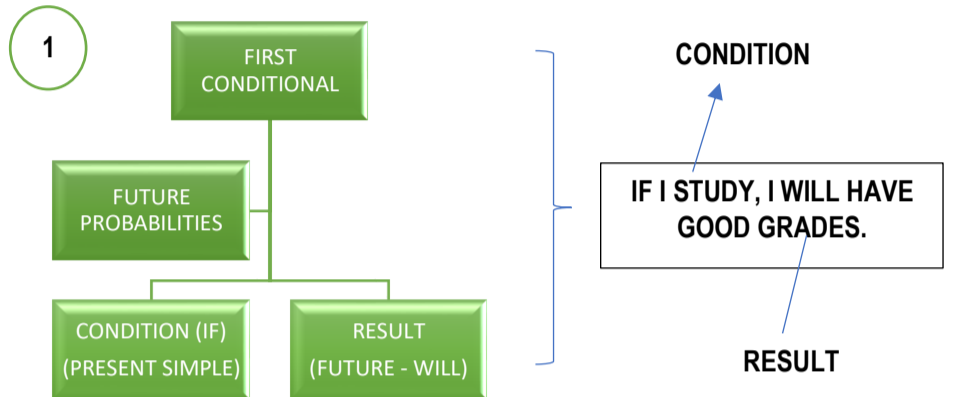
DAD, DO YOU REMEMBER WHAT WE HAVE SEEN IN THESE GUIDES?

MMMM, LET ME THINK...

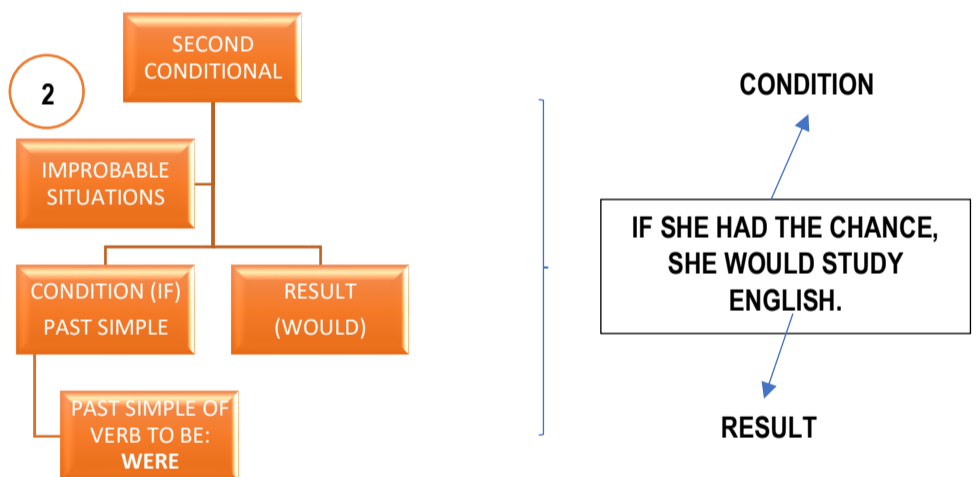


SUMMARY – LET’S REMEMBER WHAT WE HAVE SEEN! (The idea of this summary is to see if you remember the contents in order to check your knowledge during these weeks)

- First, we saw the grammar content of **FIRST AND SECOND CONDITIONAL**.




CHECK THIS VIDEO FOR FIRST CONDITIONAL SENTENCES: <https://www.youtube.com/watch?v=hT5PWuuxaKM> (UNTIL MINUTE 3:10)




CHECK THIS VIDEO FOR SECOND CONDITIONAL SENTENCES: <https://www.youtube.com/watch?v=jjbHhhAj0vU>

- Then, we started with the new unit which is related to **JOBS** and **JOB SITUATIONS**, in that case, you work with specific vocabulary.




Verbs

- Apply - Break your back - Get sacked / fired - Hire - Resign



Nouns

- Achievement - Certificate - Application - Application Letter - CV - Full-time job - Interview - Personal Qualities - Part-time job - Qualification - Resume - Referee - Reference - Requirement - Skill - Strength - Vacancy - Weakness



Adjectives

- Dismissed - Punctual

- And remember that in a Job Situations such as a **JOB INTERVIEW**, we need 2 important things to apply for a job:



ACTIVIDAD FORMATIVA

- Ahora, para conocer tu aprendizaje y comprensión durante estos días, es que te invito a realizar una **ACTIVIDAD FORMATIVA. (Sin nota)**
- Primero debes ingresar a esta página: <http://www.thatquiz.org/es/> y poner el **CÓDIGO DE EXÁMEN SEGÚN TU CURSO.**
- **Esta actividad estará disponible desde el MARTES 7 DE ABRIL DESDE LAS 8.00 AM HASTA EL DÍA MIÉRCOLES 15 DE ABRIL HASTA LAS 16.30 HRS.**
- **RESPONDE TRANQUILO O TRANQUILA Y NO DUDES DE TUS CONOCIMIENTOS.**
- Podrás ver tu resultado al final de la actividad y las respuestas estarán en la próxima guía (GUIDE N°4).
- Tendrás 90 minutos para responder la actividad.
- **ATENCIÓN: TIENES SOLAMENTE 1 OPORTUNIDAD PARA RESPONDER ESTA ACTIVIDAD (SI LA CIERRAS ANTES DE TERMINAR, SE GUARDARÁ LO QUE HAYAS ALCANZADO A RESPONDER, NO PODRÁS VOLVER A HACER ESTA ACTIVIDAD)**

- **TEST CODE / CÓDIGO DE EXÁMEN** (<http://www.thatquiz.org/es/>)

III MEDIO A: **55F59QMI**
 III MEDIO B: **K8JWF8XC**
 III MEDIO C: **YNRCGT35**

thatquiz

Maestro: [entra o regístrate](#) o [\[busca\]](#) o [\[aprende más\]](#)

ID / Email Contraseña

enteros fracciones conceptos geometría

×÷ Aritmética ⚙ Identificar ⌚ Reloj △ Triángulos

<> Comparar ×÷ Aritmética \$\$ Dinero 🗺 Figuras

∑ Medias <> Comparar 📏 Medida 📐 Geometría

×² Potencias ∑ Medias 14.2 Unidades 📊 Puntos

÷ Factores ½ Simplificar 📈 Gráficas ∠ Ángulos

📐 Álgebra 📊 Probabilidad Ⓞ Conjuntos ↔ Recta numérica

∫ Cálculo ⊕ Trigonometría

vocabulario geografía

🇬🇧 Inglés 🇪🇸 Español 🌎 Américas 🇪🇺 Europa

🇫🇷 Francés 🇩🇪 Alemán 🌍 África 🌏 Asia

ciencia

🧬 Células 🦋 Anatomía 🧪 Elementos 🔄 Conversión

English Español Français Português Català Euskara Polski Slovenščina Türkçe Ελληνικά Українська 中文(简体) עברית

¿Tienes código de algún examen?

PUT THE CODE GIVEN HERE

INGRESA A
[HTTP://WWW.THATQUIZ.ORG/ES/](http://www.thatquiz.org/es/) Y PONE
 EL CÓDIGO SEGÚN
 TU CURSO

Largo 20 Nivel 1 Maestro:Fuentes Clase:III Medio M8N9VR7

Estudiante

- Guzmán, Pedro
- Jaramilo, Pilar
- Pérez, Juan
- Santibáñez, Nicole

BUSCA TU NOMBRE

Acertado 0
Equivocado 0
Reloj 0:00

Largo 20 Nivel 1 Maestro:Fuentes Clase:III Medio M8N9VR7

Estudiante Jaramilo, Pilar

¡YA ESTÁS LISTO O LISTA PARA RESPONDER A TU ACTIVIDAD!

OK

Acertado 0
Equivocado 0
Reloj 0:00

¡Recuerda que tu progreso será verificado en línea por tu profesora, así que da lo mejor de ti!

- **When you finish this activity, it's time to take a break for 2 weeks and take care of you and your family. 😊**
 - **Please, stay safe!**

Miss Camila 